



TSP

TILT SWITCH PROBE

Instruction Manual

IM--

.....>I B9`&\$%&

6428 Ridglea Drive, Watauga, Texas 76148
Tel/Fax 1-817-427-2060/2067
wes@westecinstruments.com

Westec Instruments Tilt Switch Probe

The Westec Tilt Switch Probe is an electro-mechanical tilt switch for point level detection, plug chute detection, belt tracking alarm and feed loss detection on conveyor belts. Tilt switches also provide simple high and low alarm both dry bulk solids and liquids applications.

The rugged, stainless steel encapsulated probe is suspended vertically over a bin or belt, and the potted switch inside the probe provides a signal when material tilts the probe through an angle of more than 15° from vertical in any direction. The switch will remain open until it returns to an angle of less than 15°. The probe should be mounted so that the material may tilt it. *DO NOT MOUNT THE PROBE IN THE PATH OF FALLING MATERIAL AS THIS MAY BURY OR DAMAGE THE PROBE OR CAUSE ERRATIC SWITCHING.*

Optional extensions are available for specific applications.

- Wear extension

Replacement extension used for level detection on coarse or abrasive materials, belt tracking and loss of feed on belt conveyors.

- Cross Paddle

Used in level detection on fine ores or medium bulk density materials.

- Flat Paddle

Used for plugged chute detection

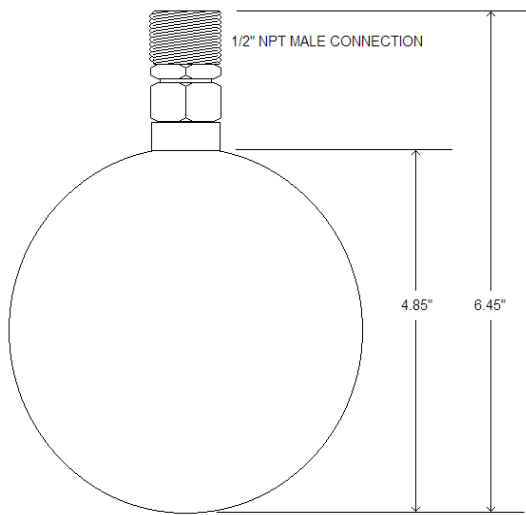
- Float

Used for level detection of liquids or light density materials.

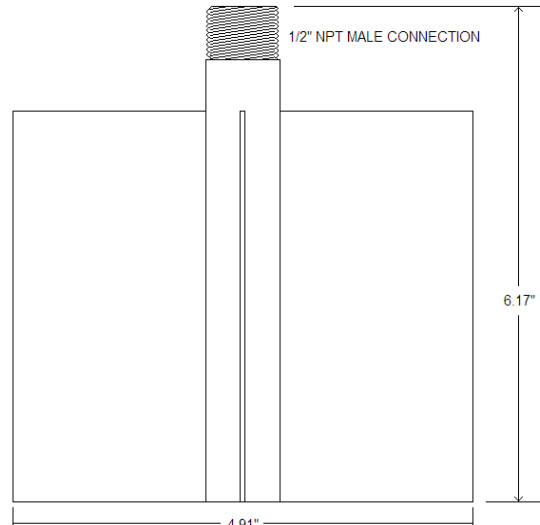
Specifications

- Switch
 - Totally encapsulated mercury switch rated at 120 VAC Maximum.
- Switching Angle
 - Typically 15° from vertical, normally closed.
- Minimum Operating Current
 - 10 mA
- Output
 - Single, normally closed contact, 2A @ 24 VDC, 1.5A @ 120 VAC
- Impedance
 - Typically 5 ohms
- Temperature Rating
 - 40° to 195° F
- Cable
 - 20 feet of type SJO 18 – 2
- Housing
 - Schedule 80 Stainless Steel pipe with ½” NPT mounting for optional extensions
- Material
 - 304 Stainless Steel, Bead Blasted

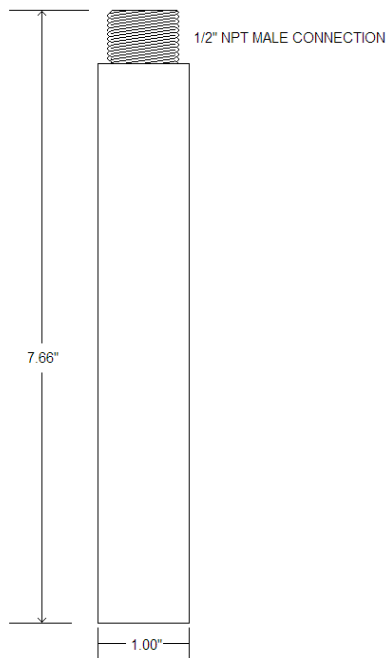
Probe Extensions



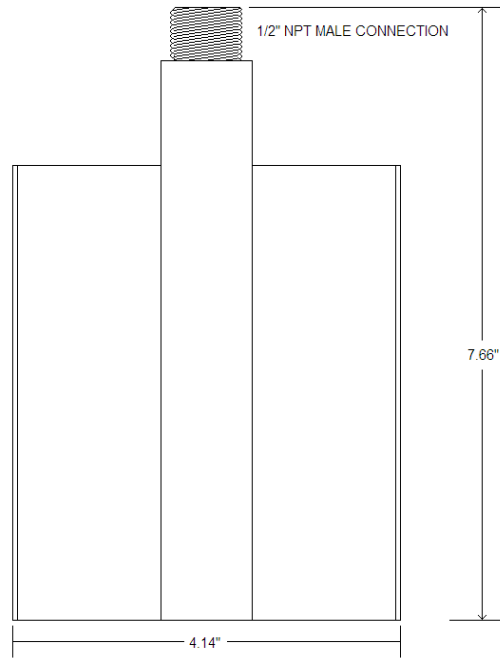
304 SS FLOAT EXTENSION



CROSS PADDLE EXTENSION



WEAR EXTENSION



FLAT PADDLE EXTENSION